



User Manual

Issuing deletion pleasure boat certificate

V 1.0

2025

1. Open MOEI website: <https://www.moei.gov.ae>
2. From the home page, go to Services Directory, choose the category “Maritime Transportation” Then select the Sub category “Issuing deletion pleasure boat certificate”. you can view the service Info or start the service immediately by clicking on Start Button

The screenshot displays the MOEI website's home page. At the top, there is a navigation bar with the MOEI logo and name, a search bar, and a menu with items like Home, Services, Media Center, Knowledge Center, Digital Participation, Open Data, About Ministry, and Ask MOEI. Below the navigation bar is a large banner with the text "Our services are at your fingertips 24/7" and an image of a smartphone displaying the MOEI mobile app. To the right of the banner, there are buttons for "Download App Now" on the App Store and Google Play, along with QR codes. Below the banner is a "Services" section with a "Check Request Status" button. A horizontal menu lists various service categories: Most used services, All Services, My Favourites, Zayed Housing Program, Land Transport, Maritime Transport, Infrastructure, Geological, Inquiry, and Petroleum Products Trading. At the bottom left, there is a "Chat with Us" button, and at the bottom right, there is a circular logo.

Most used services All Services My Favourites Zayed Housing Program Land Transport **Maritime Transport** Infrastructure Geological Inquiry Petroleum Products Trading

Search by a service keyword 🔍 📌

Inspection of a foreign commercial vessel visited after the first inspection

This service allows for the inspection of the ship to ensure that all the observations found in the initial...

Start Service →



Issue a new port statement of compliance

Issuing a new port statement of compliance to comply with the requirements of international ships ...

Start Service →



Issuing a registration for a pleasure boat mortgage

This service allows customers to register a mortgage on a national pleasure boat.

Start Service →



Issuing deletion pleasure boat certificate

This service allows the customer to issue a deletion certificate for a national pleasure boat and cancel t...

Start Service →



Issuing navigation license for commercial ship

The service allows the customers to issue navigation license for national and foreign commercial vessel

Start Service →



Issuing of small boat driving license

This service allows the customer to issue a boat driving license in all its categories in all emirates of the...

Start Service →



Issuing pleasure boat registration

This service allows the customer to register a pleasure boat

Start Service →



Loss / damage replacement of port statement of compliance

This service allows customers to issue a replacement for a lost or damaged port compliance state...


Start Service →



< Previous 1 2 3 **4** 5 ... 7 8 9 Next >

3. Then it will redirect you to the Login page, you can login by using UAE PASS.

Sign in to your account

 Sign in with UAE PASS

A single trusted digital identity for all citizens, residents and visitors.

For more information please check the user manual from [Here](#)


4. Add the "official Number" and "Boat Name in English" and click on search

Issuing deletion pleasure boat certificate

Official No *


Boat Name English *


Boat Name Arabic

 Search

Issuing deletion pleasure boat certificate

Filter Result (1)

Boat Name English	Official Number	Port Of Registry	Owner Type	Status
BACORE				

 Back to Filter Panel

5. Fill the request required information.

Issuing deletion pleasure boat certificate

50% Form Completion

!

NOC Details

Registration Centre *


Type Of Vessel	Official Number
Vessel Name English	Vessel Name Arabic
Port Of Registry	Vessel Type
Nationality	Ship Flag
Owner Type	No. of Passenger
Previous Name	Previous Port Of Registry
Previous Official Number	Previous Date Of Registry
Hull Identification No	Hull Color
Manufacturer	IMO No.
Insurance Start Date	Insurance End Date

Request Reason *

Save and Continue Later

Previous
Next
Back

Issuing deletion pleasure boat certificate



Upload Attachments

Onwer's passport copy or Emirates ID copies (2 sides) *

Select or drag and drop files here
(jpg, jpeg, png, bmp, gif, pdf) extensions are allowed with maximum 4 file(s) and up to 4 MB of size.

Inspection Certificate from Cost Guard *

Select or drag and drop files here
(jpg, jpeg, png, bmp, gif, pdf) extensions are allowed with maximum 4 file(s) and up to 4 MB of size.

0%
Form Completion

Save and Continue Later Previous Next Back

- Submit the request by click on “Save and Continue Later“ for saving as draft and if you want to send it to Ministry please click on “Submit“.

Issuing deletion pleasure boat certificate

Submit And Finish

Comments

I, the applicant, hereby declare that all the information and documents provided for this transaction are correct; and if they are proven incorrect or there is any tampering or forgery in them, the Ministry has the right to take the necessary legal measures regarding this *

100%

Form Completion

Save and Continue Later

Previous

Submit

Back

7. Fill the satisfaction survey about the eService, when the following pop-up shows up:

Customer Pulse Survey

Overall, how satisfied are you about the service? *

★

★

★

★

★

★

★

Extremely Dissatisfied

Extremely Satisfied

Next



Customer Pulse Survey

Based on your experience in getting the service.
To what extent do you agree on the following statements?

	Extremely Disagree	Disagree	Somewhat Disagree	Neutral	Somewhat Agree	Agree	Extremely Agree
Ease of using UAE Pass	☆	☆	☆	☆	☆	☆	☆
Service information was clear and accurate	☆	☆	☆	☆	☆	☆	☆
I was able to access the service through the website easily	☆	☆	☆	☆	☆	☆	☆
The service application procedures were easy	☆	☆	☆	☆	☆	☆	☆
Payment options were easy and error-free	☆	☆	☆	☆	☆	☆	☆
I was able to track my service status and get updates	☆	☆	☆	☆	☆	☆	☆
The time to complete the service was as per my expectations	☆	☆	☆	☆	☆	☆	☆
There were no obstacles or technical issues while using the website	☆	☆	☆	☆	☆	☆	☆
Availability of Online Support	☆	☆	☆	☆	☆	☆	☆
I was proactively notified or reminded to apply for the service	☆	☆	☆	☆	☆	☆	☆
My documents & Information were available and there was no need to upload them again	☆	☆	☆	☆	☆	☆	☆

Previous Next



Customer Pulse Survey

Is there anything else you would like to share with us?

Please select

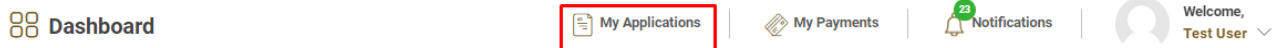
2000 characters left

Kindly provide your mobile number for follow up


Previous Submit

8. After the application is approved by the ministry, you will receive the Certificate automatically via email. However, you can also view and download the certificate from the end user dashboard through Request Status boxes Or My Application:

- a. Click on the My Application as shown in the image below



- b. for searching/filtering the requests based on Reference Number/Request Date/Service Name/Request Status:

 **My Applications**

Services by Category

Service

My Company

Company PRO

Application Status

Keyword (Reference Number)

Use Date Range